

Request for grant of a patent

The Patent Office

(See the notes on the back of this form. You can also get an explanatory leaflet from the Patent Office to help you fill in this form)

Cardiff Road
Newport
Gwent NP9 1RH

1. Your reference PJF10027GB

2. Patent application number
(The Patent Office will fill in this part) **9826158.9**

3. Full name, address and postcode of the or of each applicant (underline all surnames)
BRITISH TELECOMMUNICATIONS Public Limited Company
81 Newgate Street
London
EC1A 7AJ

Patents ADP number (if you know it) **0696652700!**

If the applicant is a corporate body, give the country/state of its incorporation

4. Title of the invention
Announced Session Control

5. Name of your agent (if you have one) ELKINGTON AND FIFE

"Address for service" in the United Kingdom to which all correspondence should be sent (including the postcode)
ELKINGTON AND FIFE
PROSPECT HOUSE
8 PEMBROKE ROAD
SEVENOAKS
KENT
TN13 1XR

Patents ADP number (if you know it) 67004 ✓

6. If you are declaring priority from one or more earlier patent applications, give the country and the date of filing of the or each of these earlier applications and (if you know it) the or each application number	Country	Priority application number (if you know it)	Date of Filing (day/month/year)

7. If this application is divided or otherwise derived from an earlier UK application, give the number and the filing date of the earlier application	Number of earlier application	Date of Filing (day/month/year)

8. Is a statement of inventorship and of right to grant of a patent required in support of this test? (Answer "Yes" if:
a) any applicant named in part 3 is not an inventor, or
b) there is an inventor who is not named as an applicant, or
c) any named applicant is a corporate body.

Yes

See note (d))

9. Enter the number of sheets for any of the following items you are filing with this form. Do not count copies of the same document

Continuation sheets of this form

Description

26

Claim(s)

12

Abstract

0

Drawing(s)

7-7-90

10. If you are also filing any of the following, state how many against each item.

Priority documents

Translations of priority documents

Statement of inventorship and right to grant of a patent (Patents Form 7/77)

Request for preliminary examination and search (Patents Form 9/77)


Request for substantive examination (Patents Form 10/77)

Any other documents (please specify)

11.

I/We request the grant of a patent on the basis of this application.

Signature



Date

27 November 1998

12. Name and daytime telephone number of person to contact in the United Kingdom

Mr Peter Finnie
01732 458881

ANNOUNCED SESSION CONTROL

The present invention relates to the announcement and subsequent management of media stream connections for a media session over a communications network.

5

Multicast transmissions are becoming increasingly common on the Internet. In contrast to standard Internet Protocol (IP) point to point transmissions (unicast), IP multicast allows the simultaneous transmission of information to a group of recipients from a single source.

Routing support for IP multicast transmissions is provided by the MBone (IP Multicast Backbone) which is a virtual network layered on top of the Internet.

IP multicast allows real-time communications over wide area IP networks and typical transmissions include video and audio conferencing, live multimedia training, university lectures and transmission of live television programmes.

15

A multicast transmission usually consists of a multimedia session made up of several individual media streams typically carrying video, audio, whiteboard or raw data. Some sessions are persistent, but the majority exist for a specific period of time, although need not be continuous. Multicast based transmissions on the MBone differ from unicast IP transmissions in that any user receiving the transmission can join the session (unless the transmission is encrypted) and to receive a transmission, a user need only know the appropriate transmission address and timing information.

An example of an IP multicast transmission system is described with reference to Figure 1.

Prior to a multicast transmission, an appropriate announcement containing a session description is made, thereby allowing end users 110a-110e to elect to receive the transmission. Each end user electing to receive the transmission is linked to a group IP Multicast address 120 associated with the transmission. At the transmission time of the multicast session, the session streams are transmitted from a source 130, or a plurality of sources, to the group address. At the group address, the transmission is disseminated along the links 140 to those end users who have elected to receive it (in this example end users 110a-110c).

10 An example of a conventional announcement and election system currently used is described with reference to Figure 2. Most public multicast sessions are announced at a single group IP multicast address 200 dedicated to the transmission of announcements to multicast end users. End users 210a-210e electing to receive the announcements are linked to the announcement group address and, in the same way as an actual session transmission, 15 each announcement arriving at the announcement group address is disseminated to the end users. A front end interface 220 on each end user's computer displays information obtained from the associated session description for each announcement. The minimum information a session description must contain is a time and date that the session will be active and the group IP multicast address(es) from which the end user may elect to receive one or more 20 media streams and to which they could send their own streams for the session. Using the front end interface, an end user can select the announced session(s), or their component stream(s) they wish to participate in and the interface then sets up the necessary links to the one or more group IP multicast addresses through an associated multicast multimedia

application.

Standard session descriptions are generated using a Session Description Protocol (SDP), as defined in the Internet Engineering Task Force's draft RFC 2327. SDP is a simple ASCII text based protocol that is used to describe real time multimedia sessions and their related scheduling information. SDP messages are wrapped in a carrier protocol, known as a Session Announcement Protocol (SAP), which, in addition to containing the necessary IP addressing and routing information for transmission across the Internet or Mbone, allows the SDP message to be encrypted, signed or compressed. An announcement can then be sent at regular intervals to the announcement group address. As an alternative to SAP, a session may be announced by placing an SDP message on a World Wide Web site (WWW) or by sending it to individuals by email or as a unicast transmission inviting them to participate.

An SDP message conveys information about each media stream in the multicast multimedia session to allow the recipients to participate in the session. A typical SDP message will include the session name and purpose, the time(s) and date(s) the session will be active, the component media streams of the session and information required to participate in each media stream (IP multicast address, port, media format). The SDP message may also include details of the session's bandwidth requirements, an encryption key necessary to participate in a secure multicast transmission using public key encryption, contact information for the organiser of the multicast session, and a Unique Resource Indicator (URI) pointing to a WWW or an Intranet web site where further information on the session

may be found.

The level of participation a user may make in a session or stream depends on its purpose. In a multicast television session, typically users would only be able to receive the session streams whilst in a multicast conference session the communication would be bi-directional with a central server (such as group address 120) receiving each participants transmissions and relaying them to the other participants. The level of participation expected of a user in a session or stream may be explicitly stated in the session description or it may be inherent from the session description, for example when a receive-only application is associated with a media stream type in the session description.

A common front end interface used by multicast end users is known as Session Directory Rendezvous (SDR). This interface takes the received announcements, decodes the SDP message and displays the names of those sessions that are still current in a list. The end user may then select one of the listed announcements to view further technical and user-oriented details of the announced session. From the displayed information, the end user can then select to join individual streams of the session or to join the entire session. Once the streams to be joined are selected, SDR starts the necessary multicast-enabled multimedia application on the end user's computer, such as Vic and Vat, and passes the relevant stream information (a transport port address) from the announcement onto the application allowing the application to establish the link to the associated IP multicast address and participate in the stream at transmission time. Having initiated the applications SDR plays no further part in the session.

Recent increased usage and demand for (multi)media sessions has highlighted a number of limitations in SDP. SDP limits session descriptions to defining a session having a single set of timings that apply to all of the streams within it. A session in which a stream starts mid-way through the transmission cannot easily be described using SDP. The structure of a session description written in SDP must be a simple linear list of streams which may not reflect the intuitive structure of a complex session. SDP supports a limited and predefined set of applications which can receive the streams and a limited and predefined set of transport mechanisms (e.g. Simple layering, RTP and UDP). As guaranteed Quality of Service (QoS) is becoming more and more desirable to the consumer and the supplier, the need to define QoS policies for the entire session and individual streams in terms of required system resources, bandwidth requirements and supported applications also needs to be met. There may also be requirements on the prioritisation of streams and subsessions or more complicated rules about receiving streams. A further requirement on the part of the supplier will be the need for charging facilities permitting the charging of an end user for a multicast transmission to which they subscribe according to the QoS and types of streams received etc. There is little scope to include information about QoS policies or charging within the conventional structure of an SDP session description, or any metadata about the session.

20 According to a first aspect of the present invention, a method of announcing a description of a media session comprises the steps of generating a first base module containing user orientated data relating to the media session, generating at least one media module containing technical data necessary for a user to receive a media stream of the media

session, linking the first base module to the at least one media module, and announcing the media session by making at least the first base module available to potential recipients of the media session, wherein the link between the first base module and the at least one media module permits a party to access the at least one media module and subsequently
5 receive the media stream.

Preferably, the method further comprises the steps of generating a second base module, the second base module containing user orientated data relating to a sub-session of the media session, linking the second base module to the first base module, generating at least one
10 media module, and linking said at least one media module to the second base module.

Preferably, the method further comprises the steps of generating an options module containing data relating to criteria required to participate in the media session and linking the options module to a base module.
15

According to a second aspect of the present invention, a computer readable storage medium contains data defining at least a part of a description of a media session, the session description comprising a first base module containing user orientated data relating to the media session, wherein the first base module includes a link to at least one media
20 module which provides technical data necessary for a user to receive a media stream of the media session, and wherein the link between the first base module and the at least one media module permits a party to access the at least one media module and subsequently receive the media stream.

The present invention provides a modular description system for a media session in which session descriptions are constructed in a hierarchical manner providing a plurality of levels of information concerning the constituent parts of the described session.

5

A problem faced with the current distribution of announcements from the single announcement group address is that there is a limit to the size of each announcement and the frequency with which each can be sent out. In the present invention, it is possible to provide a modular description system in which a distributed announcement contains links
10 available to the end user to other portions of the announcement which have not been transmitted.

Preferably, the media session may be announced by transmitting all of the constituent modules of the session description. More preferably, the media session may be announced
15 by transmitting only some of the constituent modules of the session description, with the remaining modules of the session description being subsequently accessible by an interested party using one or more links provided in the modules transmitted. The remaining modules of the session description may be held on one or more servers and the one or more links to the remaining modules may be in the form of URI pointers. Modules
20 of the session description may contain links to modules which are generated subsequent to the announcement.

Another problem faced by providers of current (multi)media sessions and the developers of

the associated (multi)media applications is the spread of skills required to implement an application that can initiate and manage a real-time data connection over a communications network and perform the (multi)media functions the end user would expect. Furthermore, until now the only way a QoS policy could be implemented was to process a session description to determine which streams of a session could or should be run and then to initialise the applications so they connect to the respective streams. This required the communications manager not only to know about the session requirements and available system resources but also the capabilities of each application.

10 According to a third aspect of the present invention, a method of managing media stream connections for a media session, having obtained at a terminal a session description of the media session announced in accordance with the method of the first aspect of the present invention, comprises the steps of parsing the session description to determine associated multimedia client applications for the or each media module of the session description, passing at least a portion of the session description to the or each associated multimedia client application, wherein the multimedia client applications are arranged to select one or more media streams identified by the or each media module and, having selected the one or more media streams, initiating the one or more media streams so that the or each media stream can subsequently be received by the terminal.

20

According to a fourth aspect of the present invention, a system for managing media stream connections at a terminal derived from a session description of a media session announced in accordance with the method of the first aspect of the present invention, comprises means

for parsing the session description to determine associated multimedia client applications for the or each media module of the session description, means for passing at least a portion of the session description to the or each associated multimedia client application, wherein the multimedia client applications are arranged to select one or more appropriate media streams identified by the or each media module and, means for initiating the one or more media streams so that the or each media stream can subsequently be received by the terminal.

In a preferred example of the present invention the media modules of a session description are checked by the respective multimedia client application prior to QoS management, thereby reducing the workload of the communications manager. Furthermore, applications need only request streams from the session control system since this is now handles centrally the creation and management of streams in real time. This aspect is also the subject of our co-pending UK patent application (Agents reference PJF10051GB).

15

The present invention simplifies application development and service provision. A further problem is that applications should be able to adapt to available network and host resources. This is particularly important for multi-party applications operating in heterogeneous environments where each party may have different resources available to them. Furthermore the nature of the heterogeneity may vary over the lifetime of the session, for example as network congestion varies or as the terminal resources are shared with other applications or other users. The present invention is able to use a QoS policy incorporated within the session description to prioritise the allocation of resources and to

20

determine whether participation in the session is viable.

A still further problem is that the application developer and service provider typically need to address security and charging requirements. The present invention allows security and charging policies to be incorporated within the session description for use within the session control system to invoke appropriate charging and security procedures. Instead of having to develop security and charging functions the application developer and service provider need only specify appropriate policies.

In the present invention application development is simplified by using the session description to drive the dynamic management of communication channels and to adapt to available resources. It also reduces the problem of handling charging and security requirements to a matter of specifying charging and security policies within the session description.

15

An example of the present invention will now be described in detail with reference to the accompanying drawings, in which:

Figure 1 is a schematic diagram illustrating a multicast transmission across the MBone;

Figure 2 is a schematic diagram illustrating the distribution of an SDP announcement;

Figure 3 is a block diagram of a modular session description of a simple session generated in accordance with the present invention;

Figure 4 is a block diagram of a modular session description of a complex session generated in accordance with the present invention;

20

Figure 5 is a schematic diagram of a system for managing media stream connections;

Figure 6 is a flow chart illustrating the steps involved in managing a media session according to the system of Figure 5; and,

Figure 7 is a flow chart further illustrating a parsing step of Figure 6.

5

Figure 3 is a block diagram of a session description 300 for a simple multicast television session. The session description 300 comprises a base module 310 linked to a media module 320.

10 The base module 310 contains user oriented data relating to the session including the title and timing information. The base module 310 may also include a description or abstract, contact information about the organiser and a WWW or an intranet URI pointing to a web site containing further information. Ideally, the base module 310 should contain enough information for the user to decide if they are interested in participating in the session.

15

The media module 320 contains announcement data relating to a video stream of the session. The media module 320 contains the technical information (data) necessary for the user to receive the associated media stream. In particular, connection, timing and media format details are provided.

20

A first example of a session description 300 generated for transmission to end users is shown below:

```

5      (
      type=(base)
      id=(310)
      info=(title="live multicast television session")
      source=(name="A.Sender" email=asender@tx.com)
      media=(video=(client=odbits0.16))
      time=(length=50m repeat=continuous)
      category=("Entertainment")
      options=(none)
10     modules=(m=320)
      )
      (
15     type=(media)
      id=(320 310)
      media=(video=(client=odbits0.16))
      connection=(229.1.1.2/7000)
      time=(length=50m)
20     )

```

Session description example 1

The base module 310 has a unique identifier (id field) used in the generation of links between two modules during the processing of the session description. The modules field of the base module 310 lists the type and unique identifier of the media module 320 linked to the base module 310. The second identifier in the id field of the media module 320 is the unique identifier belonging to the base module 310 linking the media module back to the base module 310. By extension, these two-way links permit a module tree to be traversed from a base module downwards or from a media module upwards. The use of this feature is described later with reference to session description example 4.

The connection field of the media module 320 contains the IP multicast address and port number from which the media stream can be received.

Figure 4 is a block diagram of a session description 400 for a complex multicast session of

a multimedia conference with two tracks and a panel discussion. Each track provides multiparty video and audio conferencing and a shared whiteboard for leaving notes and messages. The panel discussion is encrypted and the whole conference is subject to a subscription fee payable in advance by each participant.

5

The session description 400 contains a top level base module 410 linked to further base modules 420, 430, 440 and an options module 411. The top level base module 410 contains data relating to the overall session including its name, purpose and timing information. The options module 411 contains details of the payment mechanism for

10 subscription fees.

15

Each further base module 420, 430, 440 relates to a subsession of the conference. Base module 420 relates to the first track of the conference. The base module 420 is linked to media modules 421-423, each containing connection, timing and media format data for

15 respective video, audio and whiteboard streams.

20

The base module 420 is also linked to options module 424 which contains data relating to a QoS policy for the first track defining which media modules are optional and which are mandatory for a participant of the first track. The mandatory list contains identifiers of

20 those media modules which are needed for the session or subsession to operate correctly whilst the optional list contains identifiers of the media modules that are not necessary for the session or subsession to operate correctly if system resources are scarce.

The base module 430 relates to the second track of the conference. It is linked to media modules 431-433, each containing connection, timing and media format details for respective video, audio and whiteboard streams. The base module 430 is also linked to options module 434 which contains data relating to a QoS policy for the second track
5 defining which media modules are optional and which are mandatory for a participant of the second track. Base module 440 relates to the panel discussion. It is linked to media modules 441 and 442, each containing connection, timing and media format details for respective video and audio streams of the panel discussion. The base module 440 is also linked to options module 443 which contains encryption details (ie. how and where to get
10 the necessary cryptographic keys) necessary for a participant to decode the panel discussion media streams 441, 442 according to a known encryption mechanism such as DES or public key encryption.

The video media stream defined in media module 441 is layered. Layering of media
15 streams allows users with different system resources to receive as much of the stream as their system resources allows. Every user must receive the bottom layer of the stream containing the minimum stream data. However, if a user has sufficient free system resources they can receive the next layer up containing enhancements to the previous layer. Successive layers can be received enhancing the received media stream until the maximum
20 number of layers is received or all free system resources capacity is used. The media module 441 is linked to an options module 444 which contains data on the layering necessary for the end user to be able to receive the layered stream correctly.

The portion of the session description 400 generated for modules 410, 411, 420 and 440 for transmission to end users is shown below in session description example 2.

```

5      ( # overall conference session
      type=(base)
      id=(410)
      info=(title="Multimedia98 Conference")
      source=(owner="Joe Bloggs" email=joe@nowhere.com)
10     media=(video=(client=RealPlayerG2) whiteboard=(client=wb))
      time(start="09:00 GMT 25/12/98" stop="13:00 GMT 25/12/98")
      options=(oc=411)
      modules=(b=420 b=430 b=440 oc=411)
      )
15     ( # conference track 1
      type=(base)
      id=(420 410)
      info=(title="MM98 Systems and Applications Track")
      source=(owner="Joe Bloggs" email=joe@nowhere.com)
20     media=(video=(client=RealPlayerG2) whiteboard=(client=wb))
      time(start="09:00 GMT 25/12/98" stop="11:00 GMT 25/12/98")
      options=(osq=424)
      modules=(m=421 m=422 m=423 osq=424)
      )
25     ( # session QoS for track 1
      type=(option-sQoS)
      id=(424 420)
      mandatory=(421 422)
30     optional=(423)
      )
35     ( # conference panel discussion
      type=(base)
      id=(440 410)
      info=(title="MM98 Panel Discussion")
      source=(name="Joe Bloggs" email=joe@nowhere.com)
40     media=(video=(client=RealPlayerG2) whiteboard=(client=wb))
      time(start="11:00 GMT 25/12/98" stop="13:00 GMT 25/12/98")
      options=(osec=443)
      modules=(m=441 m=442 osec=443)
      )
45     ( # video for panel discussion
      type=(media)
      id=(441 440)
      info=(title="MM98 Panel Discussion Video")
      source=(owner="Joe Bloggs" email=joe@nowhere.com)
50     media=(video=(type=live client=RealPlayerG2))
      connection=(226.0.0.106/1010 policy=444)
      )

```

```

time=(start="11:00 GMT 25/12/98" stop="13:00 GMT 25/12/98")
)
( # media QoS policy for panel discussion video
type=(option-mQoS)
5 id=(444 440)
mechanism=(layer=(base=226.0.0.106/1010 number=3))
)
( # encryption policy for panel discussion
type=(option-sec)
10 id=(443 440)
participant=(member=w3c)
publickey=(location=http://www.w3.org/members_only/)
15 info=(location=http://www.w3.org/)
)
( # charging policy for entire conference
type=(option-chg)
20 id=(411 410)
mechanism=(type=AAA)
price=(fee=1000GBP)
info=(location=http://www.aaa.net/)
25 )

```

Session description example 2

Where there is surplus network bandwidth available, complete session descriptions can be announced to end users who may then elect to receive the announced session or parts thereof. However, the individual modules of the session description do not need to be announced together. If the network bandwidth available for announcements restricts the size of session descriptions, only the top level base module may be announced. In this situation, the link between modules may be a URI to a WWW or an intranet web site or server, an email address, an IP multicast address, an FTP address or details of a file or database stored on a local computer system from which an interested user can obtain the remaining modules.

The following session description example illustrates how the above session description for base module 420 would be changed if media module 421 was stored on a WWW server:

```

5      ( # conference track 1
      type=(base)
      id=(420 410)
      info=(title="MM98 Systems and Applications Track")
      source=(owner="Joe Bloggs" email=joe@nowhere.com)
10     media=(video=(client=RealPlayerG2) whiteboard=(client=wb))
      time(start="09:00 GMT 25/12/98" stop="11:00 GMT 25/12/98")
      options=(osq=424)
      modules=(m=421 location=http://www.announce.org/cgi-bin/module.cgi?id=421
15              m=421 m=423 osq=424)
      )

```

Session description example 3

Furthermore, top level modules of a session description may be announced well in advance of the actual transmission, at a time where the final details of content are unknown, in which case the remaining levels may be made available from pre-announced links at a later time.

Figure 5 is a schematic diagram of a system for managing media stream connections at a terminal of an end user system according to the present invention.

25 The session control system 500 is linked to an announcement receiving interface 510 and one or more multicast-capable multimedia applications 520. The session control system 500 and the announcement receiving interface 510 are connected to a network interface 530 via which announcements may be received and multicast transmissions may be initiated and/or received.

Announcements received at the network interface 530 are routed to the receiving interface 510. The receiving interface 510 decodes each announcement to obtain the session description and displays the user oriented information from the one or more base modules in a list to the user. The user is able to select a session description from the list announcing
5 a session they wish to receive. The selected description is passed to the session control system 500 which determines which of the user's multimedia applications 520 are required for participation in the described session, starts the applications and initiates and provides the necessary media streams to the respective applications 520 via a communications manager 550.

10

The receiving interface 510 may be linked to other Internet communications applications 540 such as a WWW browser or an email client (not shown) which may be used to gather further information on the described session based on links provided in the session description. Also, where an incomplete set of base and/or media modules of a session
15 description are received, the receiving interface 510 attempts to obtain the remaining modules using the Internet communications applications prior to passing it onto the session control system 500.

Figure 6 is a flow chart showing the steps taken by the session control system 500 upon
20 receipt of a session description. The description is first parsed in step 600 to identify client applications for each media module. Once this is done a second parse is carried out where applications are launched in step 610, that is to say for each media module start the application specified in the client field if that application has not already been started. The

portion of the session description relating to the respective media type, i.e. the media module, the base module directly above the media module, all other modules attached to that base module and any other options modules that apply, is passed to the corresponding application in step 620. Since the media modules are marked with appropriate client applications, each application will be able to select those media streams that it wants to participate in. The application replies to the session control system with a connection request specifying its requirements in the form of a list of identifiers of media modules from which streams are to be initiated in step 630. The connection request is assembled by the session control system in step 640 and the system then parses the session description to identify other applications to launch in step 645. If a further media type is found, steps 610 to 640 are repeated, otherwise the session control system uses the assembled connection requests to form a list of media modules. This list is passed, together with a session QoS policy, to the communications manager, a system used in by the session control system, which determines according to the QoS policies and available system resources whether each connection request is viable.

The session QoS policy is constructed in two steps:

- first, the multiple session QoS policies relevant for all the media modules to be initiated are combined into one session QoS policy
- second, the resulting session QoS policy may be adapted to take account of (a) user default preferences (defined in a user profile), (b) a user's wish to determine the policy interactively, and (c) an application's default configuration (defined in the application profile(s)).

The communications manager responds to the session control system in step 650 with an indication of the viable media stream connection requests. If necessary, the session control system may contact a charging system to initiate accounting for the session prior to
5 requesting the communications manager to create the viable media stream connections in step 660.

Once a session starts, each received data stream relating to the session is passed to the associated multimedia application in step 670 until the scheduled stream time ends in step
10 680 or the multimedia application requests to the session control system that the connection is terminated in step 690, at which point the session control system disconnects the connection in step 700.

Figure 7 is a flow chart showing the QoS management step 650 of Figure 6 in greater
15 detail.

Having received the assembled list of connection requests, the communications manager matches each item of this list to a media profile in step 705. A media profile defines requirements which must be met for the requested media stream to operate on the end
20 user's computer including the minimum network bandwidth needed for satisfactory reception of the stream.

A terminal profile is determined in step 710. The terminal profile defines the resources

which are available at the end user's computer for use by the requested media streams. This includes available network bandwidth, free memory and disk space and available hardware such as monitor size, processor speed and free audio and video capture devices. The media profile of each connection request is compared against the available system resources defined by the terminal profile in step 720. If the terminal profile matches or exceeds the media profile, the connection request is declared viable in step 730 and the terminal profile is decremented accordingly for the remaining connection requests in step 740. Each connection request is processed until there are no remaining requests or until the media profile of a request exceeds the terminal profile. In this situation, the communications manager determines the optimum terminal profile the user's computer would have if all non-essential applications were not running in step 750 and whether the computer is capable of fulfilling the media profile in step 760. If the computer is capable of fulfilling the media profile, the communications manager attempts to free system resources from currently allocated streams or connection requests which have lower priority or by asking the user to terminate other non-essential applications running on the computer in step 770. Alternatively, this could be done by reducing the number of layers received from a layered stream transmission. If sufficient resources cannot be found an exception is reported to the user and the connection request is marked as unviable. If the media stream that cannot be received is defined as mandatory in a QoS policy for a media session or subsession, all the connection requests for that media session or subsession are cancelled in step 790. If, however, the media stream is optional, the communications manager continues processing further connection requests in step 720. Once all pending connection requests have been processed, the communications manager reports those that

are viable to the session control system.

The processing of a session description will now be described with reference to Figure 4 and session description example 4 which is the session description generated for Track 1 (modules 410 and 420-424 of Figure 4).

```

( # overall conference session
  type=(base)
  id=(410)
  info=(title="Multimedia98 Conference")
  source=(owner="Joe Bloggs" email=joe@nowhere.com)
  media=(video=(client=RealPlayerG2) whiteboard=(client=wb))
  time(start="09:00 GMT 25/12/98" stop="13:00 GMT 25/12/98")
  options=(oc=0010)
  modules=(b=420 b=430 b=440 oc=411)
)

( # conference track 1
  type=(base)
  id=(420 410)
  info=(title="MM98 Systems and Applications Track")
  source=(owner="Joe Bloggs" email=joe@nowhere.com)
  media=(video=(client=RealPlayerG2) whiteboard=(client=wb))
  time(start="09:00 GMT 25/12/98" stop="11:00 GMT 25/12/98")
  options=(osq=424)
  modules=(m=421 m=422 m=423 osq=424)
)

( # video for track 1
  type=(media)
  id=(421 420)
  info=(title="MM98 Systems and Applications Track Video")
  source=(owner="Joe Bloggs" email=joe@nowhere.com)
  media=(video=(type=live client=RealPlayerG2))
  connection=(226.0.0.100/1000)
  time=(start="09:00 GMT 25/12/98" stop="11:00 GMT 25/12/98")
)

( # audio for track 1
  type=(media)
  id=(422 420)
  info=(title="MM98 Systems and Applications Track Audio")
  source=(owner="Joe Bloggs" email=joe@nowhere.com)
  media=(audio=(type=live format=g711))
  connection=(226.0.0.101/1001)
  time=(start="09:00 GMT 25/12/98" stop="11:00 GMT 25/12/98")
)

```



```

5      ( # whiteboard for track 1
        type=(media)
        id=(423 420)
        info=(title="MM98 Systems and Applications Track Whiteboard")
        source=(owner="Joe Bloggs" email=joe@nowhere.com)
        media=(whiteboard=(client=wb))
        connection=(226.0.0.102/1002)
        time=(start="09:00 GMT 25/12/98" stop="11:00 GMT 25/12/98")
10     )

        ( # session QoS for track 1
          type=(option-sQoS)
          id=(424 420)
          mandatory=(421 422)
          optional=(423)
15     )

```

Session description example 4

20

The session control system, having received the above session description, processes the tree structure of the session description starting at base module 410. The first module encountered is base module 420. As this is not a media module but it does have sub-modules, the session control system continues down this branch to media module 421.

25

The media field of the media module 421 already defines the multimedia client application required as RealPlayerG2 thus the session control system ignores it and continues to the next media module. The media field of the media module 422 does not have a multimedia client application defined, however a format for the audio data is specified. The session control system recognises that this particular audio format can be supported by RealPlayerG2 so it amends the media field to read client=RealPlayerG2. The next media module 423 has already defined a client application as wb so it ignores this module, and it also ignores the option module 424.

30

The session control system parses the tree structure again in order to launch client applications. The first media module 421 specifies that RealPlayerG2 should be launched, hence the session control system launches the application on the end user's system and
5 keeps a record of this activity. The second media module 422 specifies an application that has already been launched and so the session control system ignores it and continues to the next media module. The media module 423 specifies that wb should be launched, so the session control system launches the application and keeps a record of this activity.

10 RealPlayerG2 is passed the media module 421, base module 420 and modules 422-424. The application processes the media modules given to determine which it can handle, and in this case it identifies 421 and 422. Having determined which streams it can handle, the application sends a connection request back to the session control system requesting
15 connection to the media streams of modules 421 and 422. Similarly, wb is passed the media module 423, base module 420, modules 421-422, and the module 424. The application process the given modules as described previously, and requesting connection to the media stream of modules 423.

The above connection requests are assembled by the session control system into a list, this
20 list is then passed to the communications manager along with the session QoS policy module 424. The communications manager determines whether each request is viable according to the steps of Figure 7.

Assuming there are sufficient resources for all the connection requests for mandatory media streams, the communications manager passes back a list of viable streams to the session control system which then processes the tree again to determine the connection data held in the connection field of each media module so it can request that the communications manager initiate a connection to the appropriate media stream for each of the viable connection requests according to the connection data. The session control system then manages the session and its media stream connections as is described with reference to steps 670 to 700 of Figure 6.

10 Due to the heterogeneity of the Internet and differing capabilities and operating environments of end user computer systems, the session control system described has been implemented in Java (Java is a Trade Mark of Sun Microsystems Inc.). The announcement receiving interface, Session Directory, receives the announcements and passes those selected by the end user to the session control manager implemented as an application programming interface running as a background process on the end user's computer.

15 Whilst the present invention has been described with reference to the Internet and multicast transmissions, it will be apparent to the reader that the described modular session description and the session control system are applicable to the announcement and subsequent management of connections to media streams of a (multi)media session using other known transport mechanisms such as unicast.

Furthermore, although mechanisms for encryption, charging and other such services have

not been explicitly described, it would be apparent to the reader that appropriate session descriptions and associated functions within the session control system for their processing could be readily implemented according to the mechanism required.

CLAIMS

1. A method of announcing a description of a media session, comprising the steps of:
generating a first base module containing user orientated data relating to the media session;
5 generating at least one media module containing technical data necessary for a user to receive a media stream of the media session;
linking the first base module to the at least one media module; and,
announcing the media session by making at least the first base module available to potential recipients of the media session,
10 wherein the link between the first base module and the at least one media module permits a party to access the at least one media module and subsequently receive the media stream.

2. A method according to claim 1, further comprising the steps of:
generating a second base module, the second base module containing user orientated data
15 relating to a sub-session of the media session;
linking the second base module to the first base module;
generating at least one media module; and,
linking said at least one media module to the second base module.

- 20 3. A method according to claim 1 or 2, further comprising the steps of:
generating an options module containing data relating to criteria required to participate in the media session; and,
linking the options module to a base module.

4. A method according to claim 3, in which the data contained in the options module relates to a quality of service policy to be used by the media session or a part thereof.
- 5 5. A method according to claim 3 or 4, in which the data contained in the options module relates to a security system to be used by the media session or a part thereof.
6. A method according to any of claims 3 to 5, in which the data contained in the options module relates to a charging system to be used by the media session or a part thereof.
- 10 thereof.
7. A method according to any preceding claim, further comprising the steps of:
generating a media module containing technical data necessary for a party to receive a layered media stream of the media session;
15 linking said media module to a base module;
generating an options module containing data relating to a layered mechanism of the layered media stream necessary for a party to participate in the layered media stream of the media session; and,
linking the options module to said media module.
- 20
8. A method according to any preceding claim, in which the technical data contained in a media module includes data necessary for a user to transmit data for inclusion in the media session.

9. A method according to any preceding claim, in which the media session is announced by transmitting all of the constituent modules of the session description.
- 5 10. A method according to any of claims 1 to 8, in which the media session is announced by transmitting only some of the constituent modules of the session description, with the remaining modules of the session description being subsequently accessible by an interested party using one or more links provided in the modules transmitted.
- 10 11. A method according to claim 10, in which the remaining modules of the session description are held on one or more servers and the one or more links to the remaining modules are in the form of URI pointers.
12. A method according to any preceding claim, in which modules of the session
15 description contain links to modules which are generated subsequent to the announcement.
13. A computer readable storage medium containing data defining at least a part of a description of a media session, the session description comprising a first base module containing user orientated data relating to the media session, wherein the first base module
20 includes a link to at least one media module which provides technical data necessary for a user to receive a media stream of the media session, and wherein the link between the first base module and the at least one media module permits a party to access the at least one media module and subsequently receive the media stream.

14. A computer readable storage medium according to claim 13, in which the at least one media module is also held on the storage medium.
- 5 15. A computer readable storage medium according to claim 13, in which the link to the at least one media module of the session description is a pointer to a remote computer readable storage medium where the at least one media module is held.
16. A computer readable storage medium according to claim 15, in which the pointer is
10 a URI pointing to a data source on a server.
17. A computer readable storage medium according to any of claims 13 to 16, in which the session description further comprises a second base module containing user orientated data relating to a sub-session of the media session, and at least one media module linked to
15 the second base module, the second base module being linked to the first base module.
18. A computer readable storage medium according to any of claims 13 to 17, in which the session description further comprises an options module containing data relating to criteria required to participate in the media session, the options module being linked to the
20 first base module.
19. A computer readable storage medium according to any of claims 13 to 18, in which the session description further comprises a media module linked to the first base module

containing technical data necessary for a user to receive a layered media stream of the media session, and an options module linked to said media module containing data relating to a layered mechanism of the layered media stream necessary for a user to participate in the layered media stream of the media session.

5

20. A computer readable storage medium according to any of claims 13 to 19, in which the link between any two modules is bi-directional.

21. A method of managing media stream connections for a media session, having
10 obtained at a terminal a session description of the media session announced in accordance with the method of any of claims 1 to 12, comprising the steps of:
parsing the session description to determine associated media client applications for the or each media module of the session description;
passing at least a portion of the session description to the or each associated multimedia
15 client application, wherein the multimedia client applications are arranged to select one or more media streams identified by the or each media module; and,
having selected the one or more media streams, initiating the one or more media streams so that the or each media stream can subsequently be received by the terminal.

20 22. A method according to claim 21, in which a terminal session control system parses the session description and passes at least a portion of the session description to the or each multimedia client application.

23. A method according to claim 22, in which the terminal session control system passes the entire session description to the or each multimedia client application.

24. A method according to claim 22, in which the terminal session control system passes for each subsession of the session description, at least one media module and the linked base module.

25. A method according to claim 24, in which the terminal session control system also passes any options modules associated with the subsession.

10

26. A method according to any of claims 22 to 25, in which the or each multimedia client application passes back a connection request to the terminal session control system with a number of identifiers of one or more media modules identifying the one or more media streams required by the multimedia client application.

15

27. A method according to claim 26, in which the or each multimedia client application generates or modifies a quality of service policy for the connection requests for use by the terminal session control system.

20 28. A method according to claim 25 or 26, in which the or each multimedia client application modifies the session description for changing the subsequent management of connections by the terminal session control system.

29. A method according to any of claims 26 to 28, in which the terminal session control system passes the connection requests to a communications manager which determines whether the connection requests are viable and subsequently initiates the connections.

5

30. A method according to any of claims 26 to 29, in which the terminal session control system prioritises the connection requests from the multimedia client applications according to a quality of service policy to create a set of connection requests which are passed to the communications manager.

10

31. A method according to claim 30, in which the quality of service policy is defined in the session description.

32. A method according to any of claims 29 to 31, in which the communications manager determines resources required for each connection request and whether the requests can be met given available resources.

15

33. A method according to claim 32, in which if the connection requests can be met the connections are initiated.

20

34. A method according to claim 32, in which if a connection request cannot be met and the connection request is for an optional media stream of the media session then the communications manager proceeds by declaring the connection request unviable and moves

to the next connection request.

35. A method according to claim 32, in which if a connection request cannot be met and the connection request is for a mandatory media stream of the media session then the communications manager proceeds by attempting to free resources to meet the connection request.

36. A method according to claim 35, in which if the communications manager is unable to free sufficient resources to meet the connection request, the connection request is declared unviable and the communications manager refuses to join the media session.

37. A method according to any one of claims 22 to 36, in which once a media session is active the terminal session control system manages the connections to the media streams of the media session.

15

38. A method according to any of claims 21 to 37, further comprising the step of obtaining any missing modules of the session description identified by links in the session description before parsing the session description.

20 39. A system for managing media stream connections at a terminal derived from a session description of a media session announced in accordance with the method of any of claims 1 to 12, comprising:

means for parsing the session description to determine associated media client applications

for the or each media module of the session description;

means for passing at least a portion of the session description to the or each associated multimedia client application, wherein the multimedia client applications are arranged to select one or more appropriate media streams identified by the or each media module; and,

5 means for initiating the one or more media streams so that the or each media stream can subsequently be received by the terminal.

40. A system according to claim 39, in which the means for parsing the session description and passing at least a portion of the session description to the or each
10 multimedia client application is a terminal session control system.

41. A system according to claim 40, in which the terminal session control system is arranged to pass the entire session description to the or each multimedia client application.

15 42. A system according to claim 39, in which the terminal session control system is arranged to pass, for each subsession of the session description, at least one media module and the linked base module.

43. A system according to claim 42, in which the terminal session control system is
20 arranged to also pass any options modules associated with the subsession.

44. A system according to any of claims 42 to 44, in which the or each multimedia client application is arranged to pass back a connection request to the terminal session

control system with a number of identifiers of one or more media modules identifying one or more media streams required by the multimedia client application.

45. A system according to claim 44, in which the or each multimedia client application
5 is arranged to generate or modify a quality of service policy for the connection requests for use by the terminal session control system.

46. A system according to claim 44 or 45, in which the or each multimedia client
10 application is arranged to modify the session description for changing the subsequent management of connections by the terminal session control system.

47. A system according to any of claims 39 to 46, in which the means for initiating the connections is a communications manager.

15 48. A system according to claim 47, in which the communications manager is arranged to determine whether the connection requests are viable and subsequently initiate the connections.

49. A system according to any of claims 47 or 48, in which the terminal session control
20 system is adapted to prioritise the connection requests for the one or more media streams from the multimedia client applications according to a quality of service policy to create a set of connection requests which are passed to the communications manager.

50. A system according to claim 49, in which the quality of service policy is defined in the session description.

51. A system according to claim 49 or 50, in which the communications manager is arranged to determine resources required for each connection request in sequence and whether the connection requests can be met given available resources.

52. A system according to claim 51, in which the communications manager is arranged to initiate the connections if the connection requests can be met.

10

53. A system according to claim 51, in which the communications manager is arranged to declare a connection request unviable and to move to the next connection request if the connection request cannot be met and it is for an optional media stream of the media session.

15

54. A system according to claim 51, in which the communications manager is arranged to attempt to free resources to meet a connection request if the connection request cannot be met and it is for a mandatory media stream of the media session.

20 55. A system according to claim 54, in which the communications manager is arranged to declare a connection request unviable and thereby refuse to join the media session if it is unable to free sufficient resources to meet the connection request.

56. A system according to any of claims 39 to 55, in which the terminal session control system is arranged so that once a media session is active the terminal session control system manages the connections to the media streams of the media session.

5 57. A system according to any of claims 39 to 55, further comprising means for obtaining any missing modules of the session description identified by links in the session description.

10 58. A system according to claim 57, comprising an announcement interface which is arranged to detect missing modules in a received session description and subsequently obtain them using the links in the session description.

59. A computer readable storage medium containing executable instructions for performing the method of any of claims 21 to 38.

15

60. A computer readable storage medium containing the system for managing media stream connections according to any of claims 39 to 58.

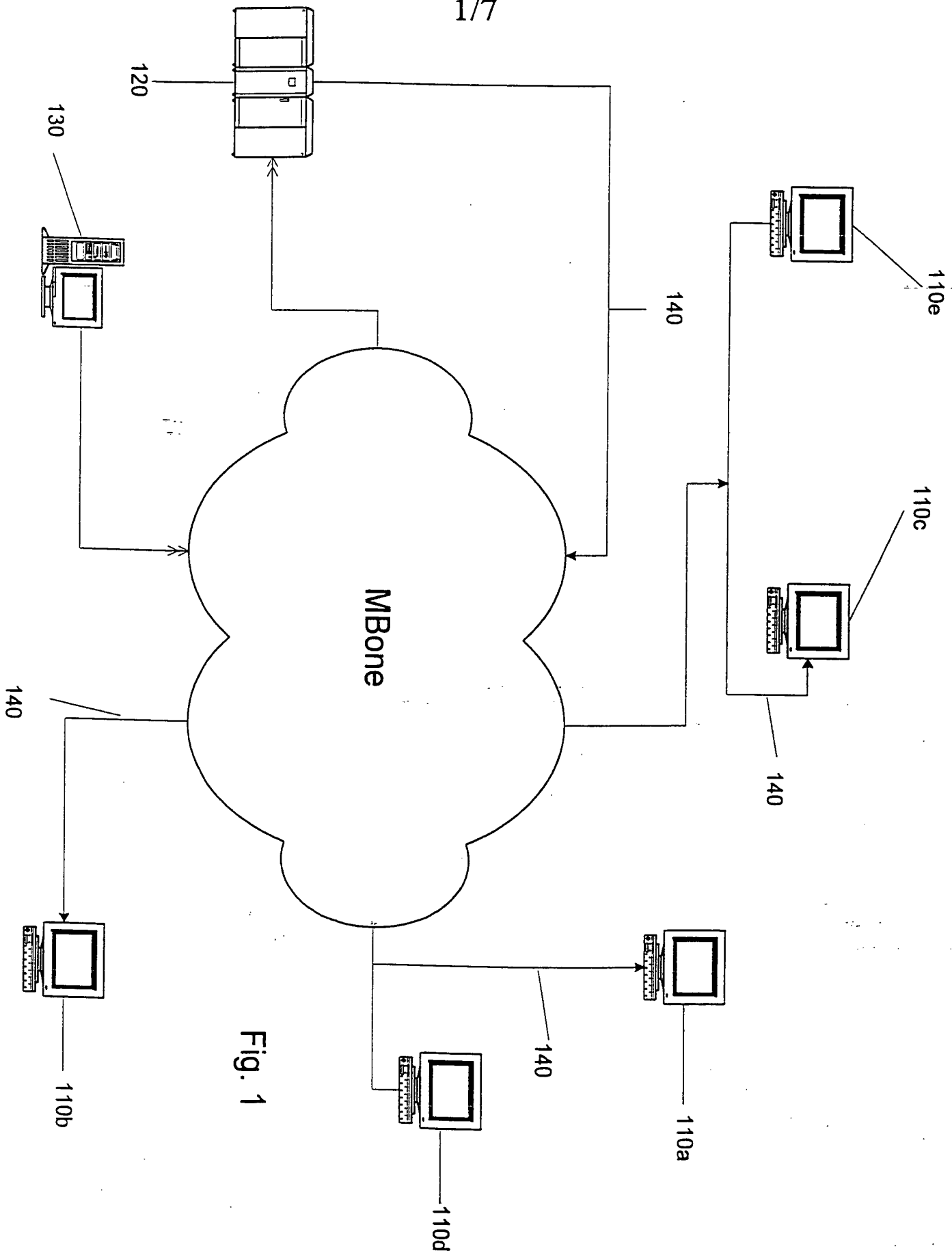


Fig. 1

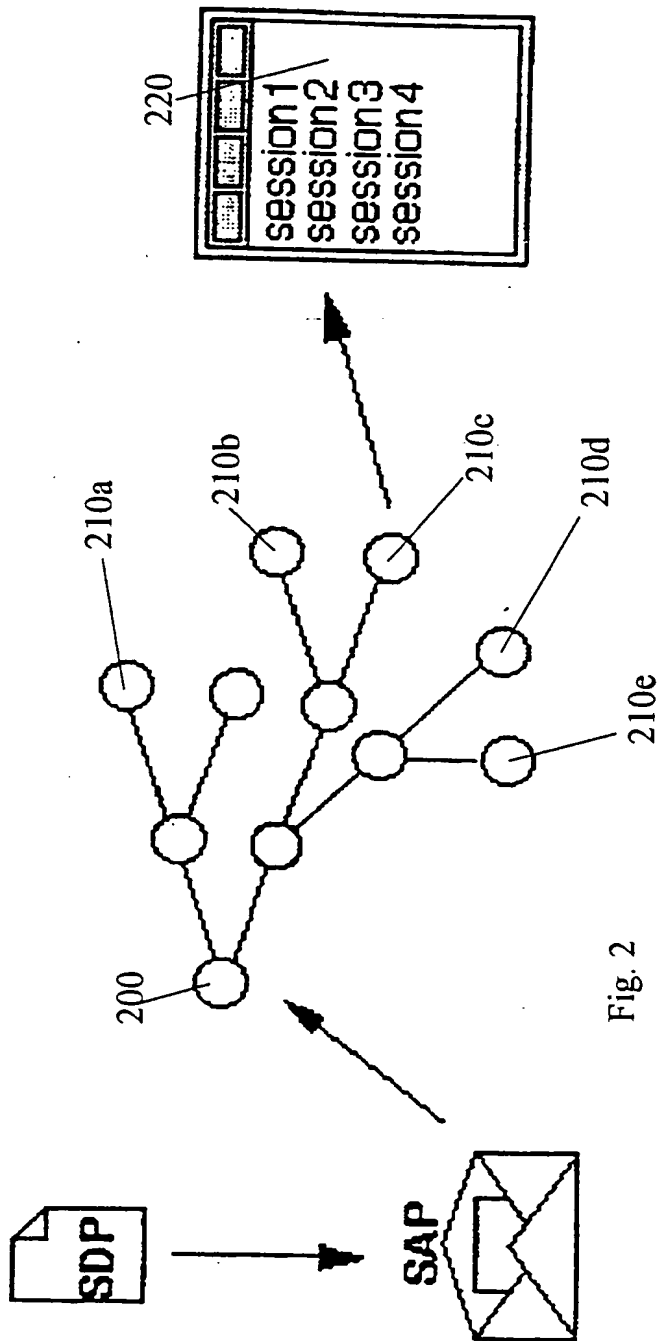


Fig. 2

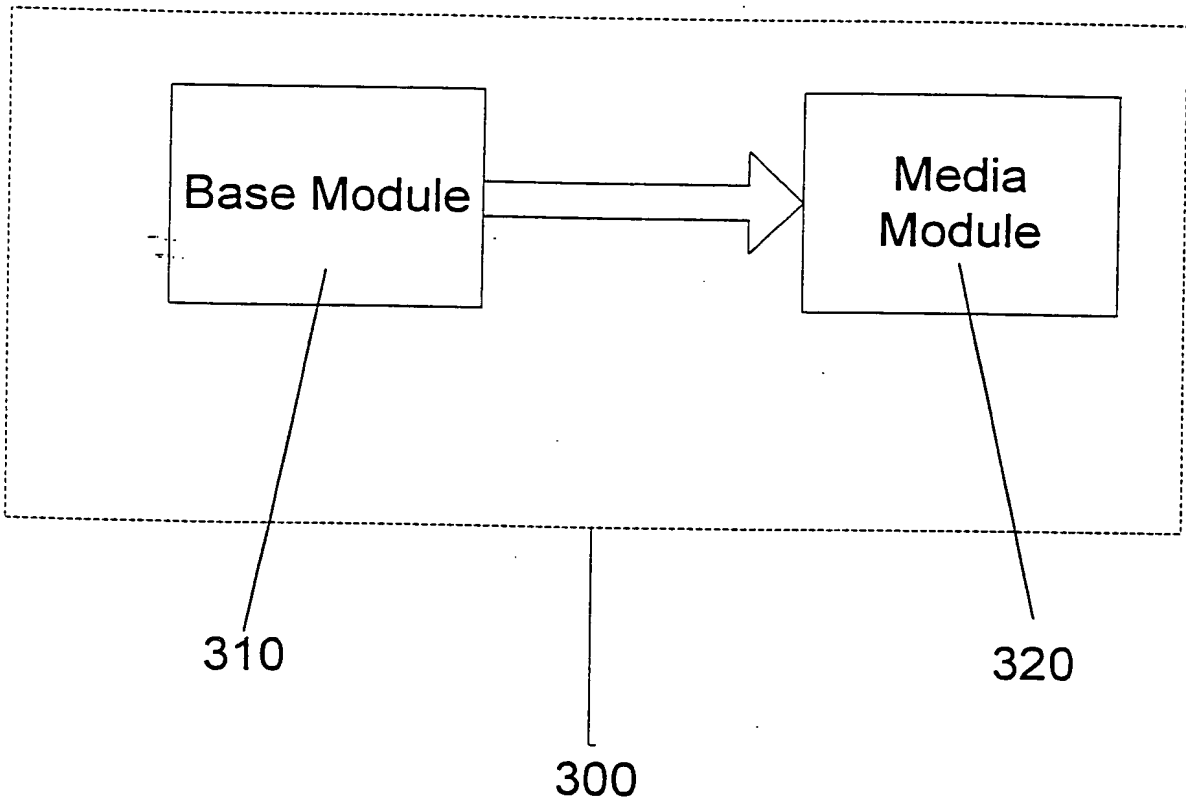
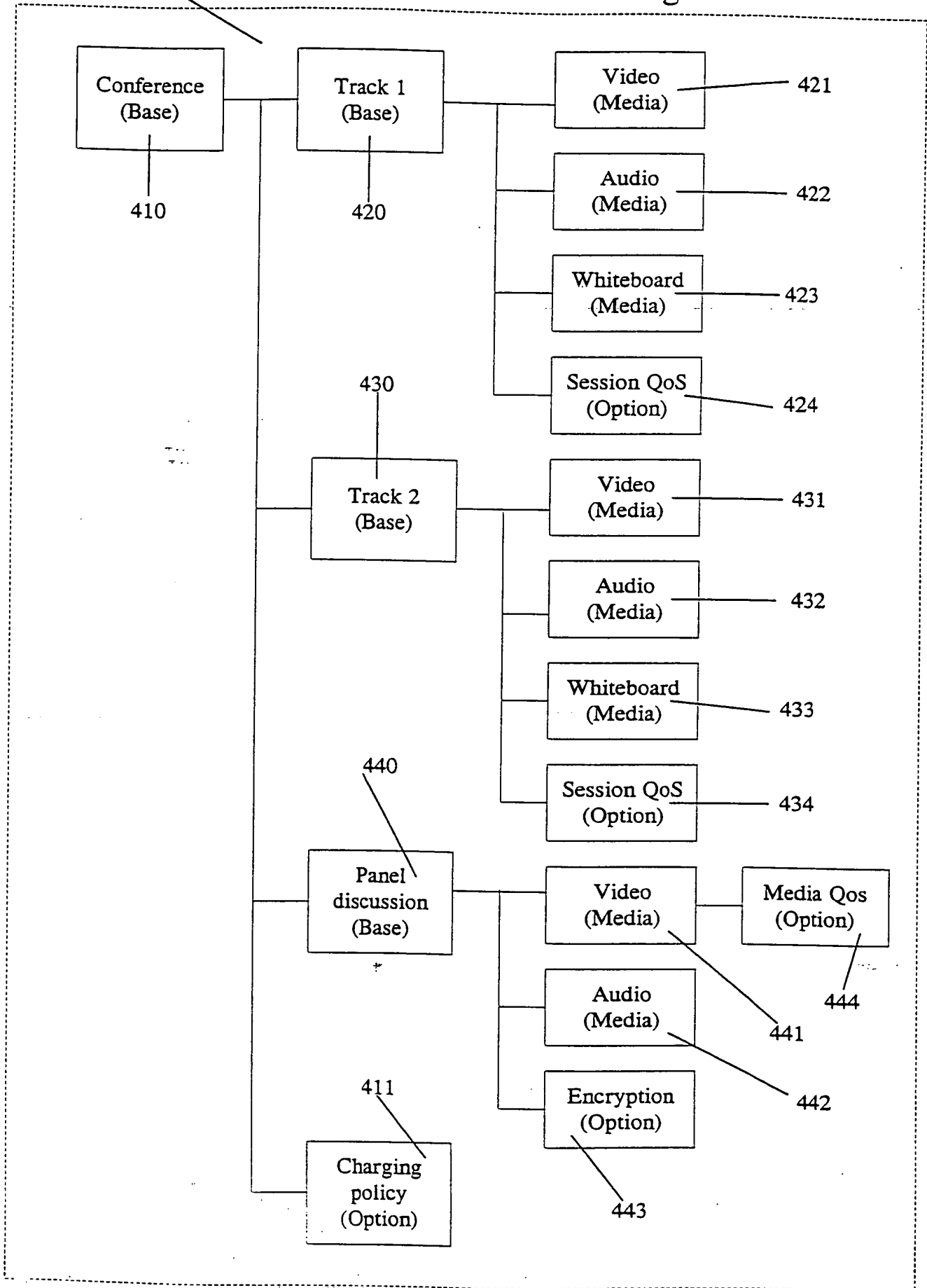


Fig. 3

Fig. 4



5/7

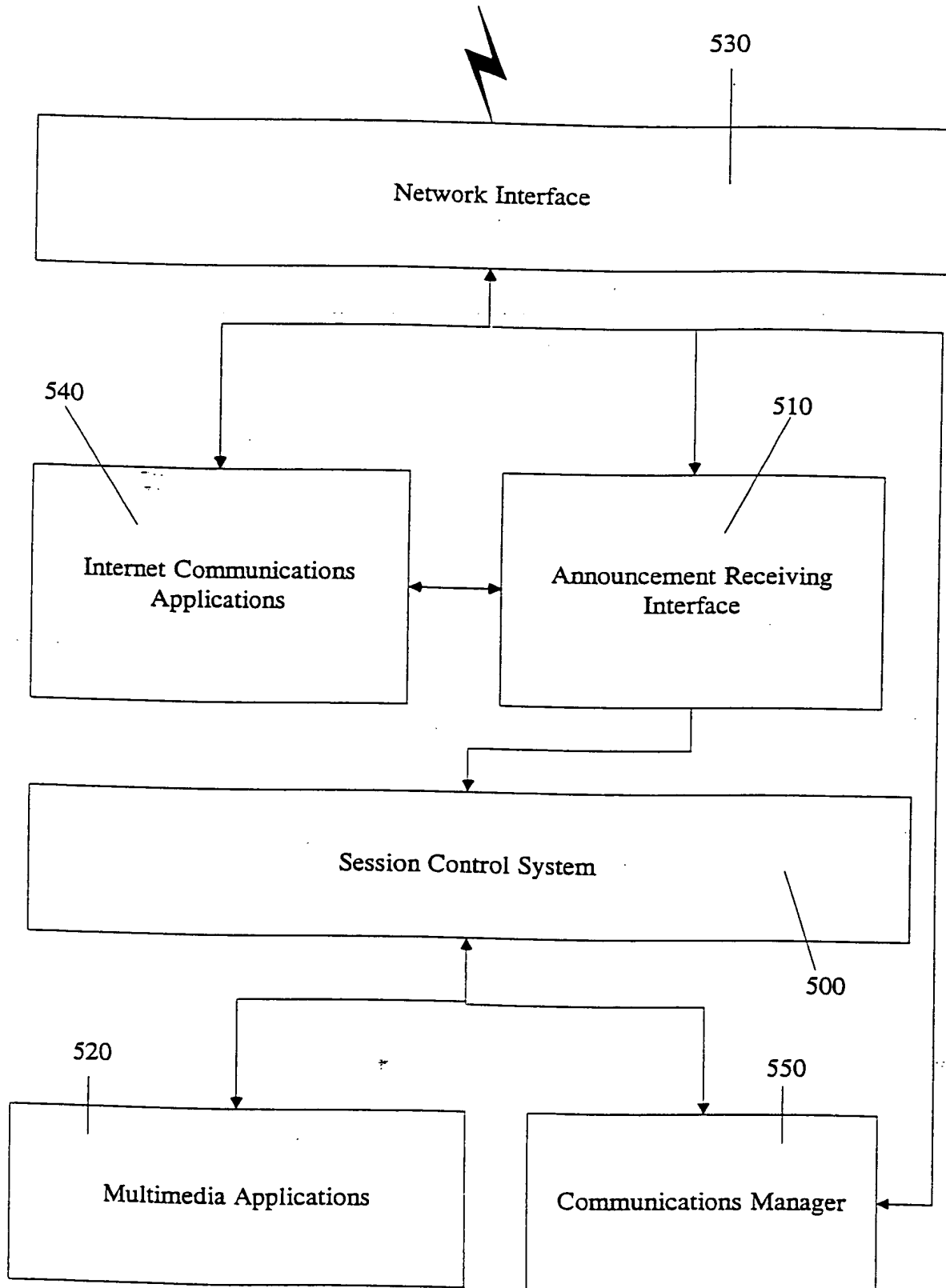


Fig. 5

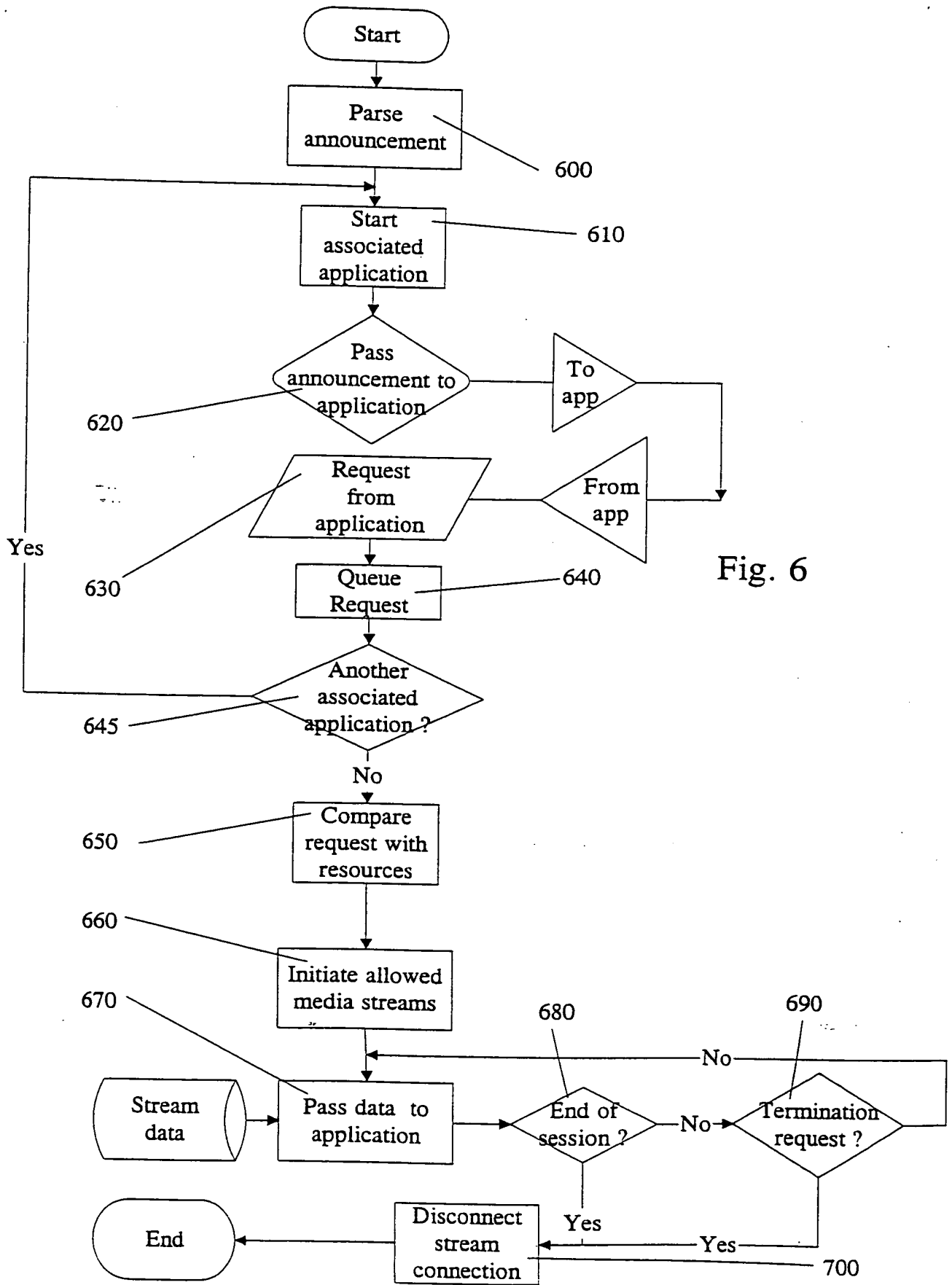


Fig. 6

Fig. 7

